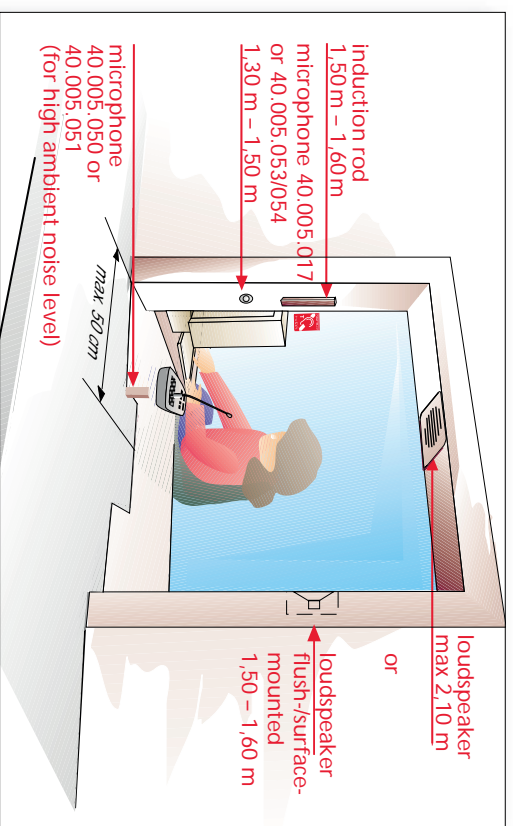


## Options

<b>Induction amplifier for public and service side</b> By switching their hearing aid to the telephone position the hearing impaired will hear the counter staff perfectly without ambient noise. <b>public side</b> <b>Part no.</b> 40.054.309 <b>service side</b> <b>Part no.</b> 40.054.310 The service side induction amplifier may be used additionally on the public side if required.	<b>Additional Public Side Positions</b> Only possible with desktop version and built-in version <b>Position 2</b> <b>Part no.</b> 40.054.316 <b>Positions 2 + 3</b> <b>Part no.</b> 40.054.317 <b>Positions 2 + 3 + 4</b> <b>Part no.</b> 40.054.318 <b>Gong</b> <b>Part no.</b> 40.054.319 <b>Call button</b> vandal resistant <b>Part no.</b> 40.054.320 <b>Additional 2nd Service Side Position</b> <b>Part no.</b> 40.054.322	<b>Door Lock Release Function</b> NPN Output <b>Part no.</b> 40.054.323 Only possible with desktop version and built-in version <b>Programmable Relay Box</b> f. ex. for door control <b>Part no.</b> 40.054.324 <b>Door station</b> Anodized aluminium front plate (260x130x1,5) with call button, encapsulated stainless steel microphone and loudspeaker <b>Part no.</b> 40.054.325 <b>Repeater</b> for long cable distances <b>Part no.</b> 40.054.326
<b>Headset / Handset Interface for service side</b> <b>Part no.</b> 40.054.313 <b>Headset / Handset Interface for public side</b> <b>Part no.</b> 40.054.314 Headset models as per separate list <b>Handset with support</b> <b>Part no.</b> 40.054.315	<b>Important Note:</b> When ordering, please state all options required, since subsequent expansions are not possible.	

### Planning Advice:

1. The Loudspeaker should be placed as near as possible to the listener's ear. The microphone should be as near the speaker's mouth as possible, but as far from the loudspeaker as circumstances allow.
2. Loudspeaker on the public side:
  - 2.1 At the side at 1,50 - 1,60 m from the ground (preferred position)
  - 2.2 Overhead at max. 2,10 m from the ground
3. Speaking distance to the microphone:
  - 10 - 30 cm on the service side
  - 50 cm on the public side



### Clarson Apparatebau GmbH

Zepellstraße 4  
 D-78083 Dauchingen  
 Postfach 1163  
 D-78080 Dauchingen  
 Telefon +49 (0)7720/9956-0  
 Fax +49 (0)7720/9956-22  
 e-Mail clarson@clarson.de  
 Homepage www.clarson.de

Your partner for sales and service:

Technical modifications reserved

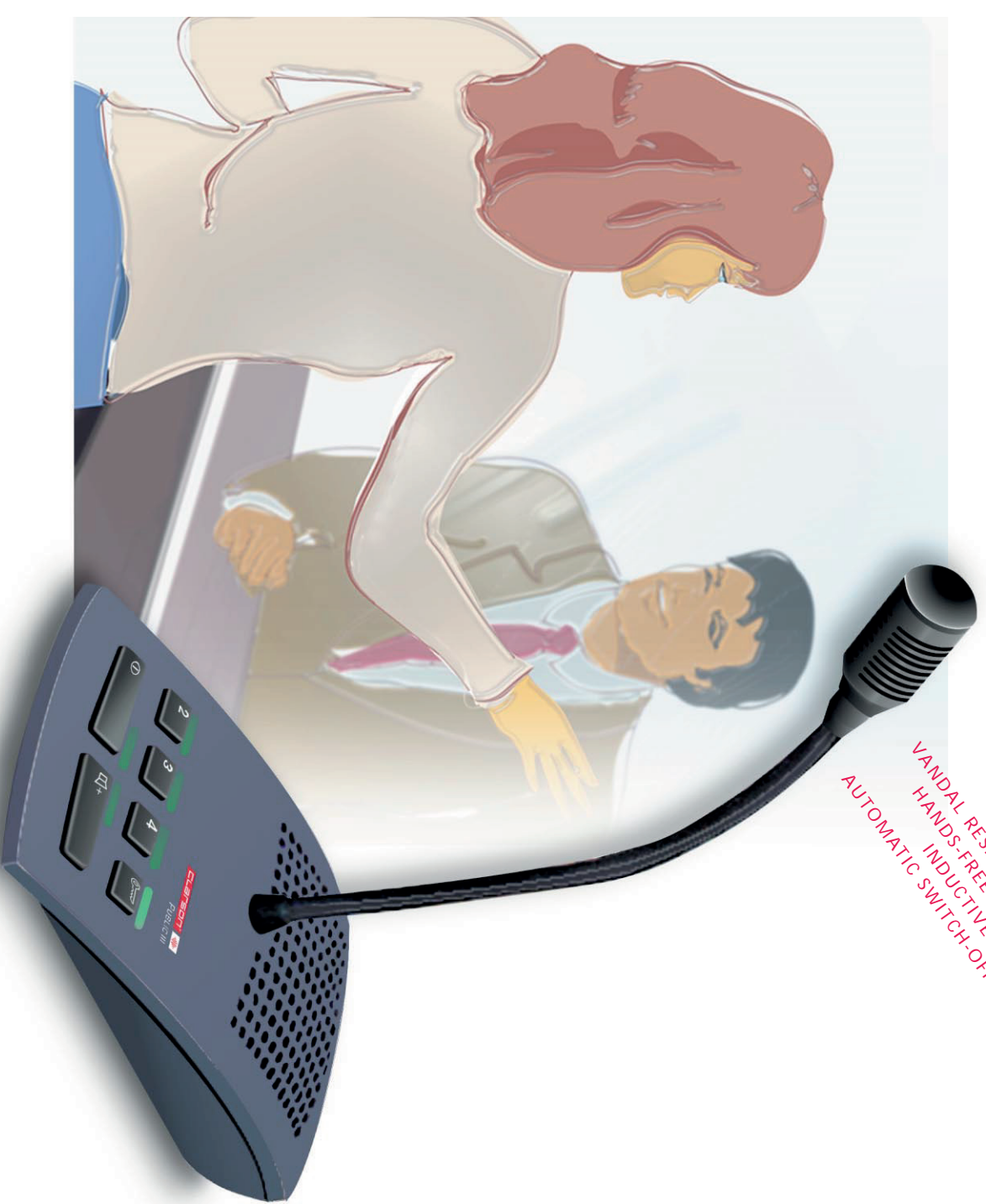
## public

the Intercom System  
for Service Counters

CLARSON®



VANDAL RESISTANT AND UNOBTRUSIVE INSTALLATION  
 HANDS-FREE OPEN DUPLEX DIALOGUE  
 INDUCTIVE LOOP FOR THE HEARING IMPAIRED  
 AUTOMATIC SWITCH-OFF IN BOTH DIRECTIONS



## Service Side

### Central Unit

The central unit is the key component of each installation. The case incorporates terminals for

- power supply (RJ12)
- service side peripherals (RJ45)
- optional headset/handset on the service side (RJ45)
- public side peripherals (RJ45)
- optional headset/handset on the public side (RJ10)

Individual volume control for

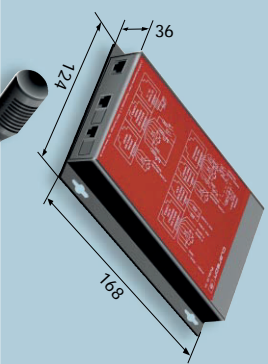
- service side
- public side
- public side microphone squelch sensitivity

• service side microphone squelch sensitivity

- headset/handset service side
- headset/handset public side
- gong

The central unit is normally mounted under the desk or on an adjacent wall.

**Part no. 40.054.311**



### Microphone Loudspeaker Unit

consisting of:

- swan-neck microphone, fully flexible, 36 cm
- built-in loudspeaker
- ON/Off button
- volume increase button
- LEDs indicating current mode
- buttons 2/3/4 for additional public side positions
- door lock release button

### Desktop version

ABS case, RAL 260 40 10

**Part no. 40.054.301**



### Built-in version

metallic anodized aluminium plate

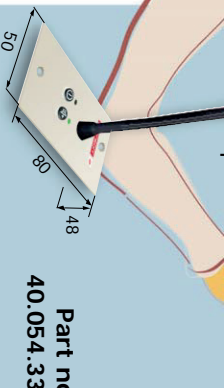
**Part no. 40.054.302**



### Swan-neck microphone on rectangular mounting plate

metallic anodized aluminium  
2 push buttons/2 LEDs

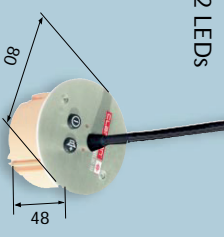
**Part no. 40.054.331**



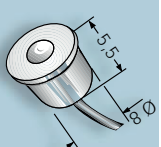
### Swan-neck microphone on round mounting plate

metallic anodized aluminium  
2 push buttons/2 LEDs

**Part no. 40.054.332**



## Public Side

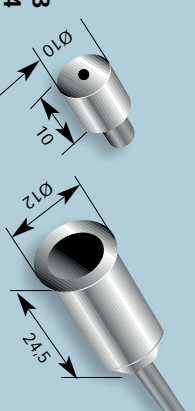


### Omnidirectional electret microphone

with plug, vandal resistant to be pressed into stainless steel capsule, 3.5 m connection cable

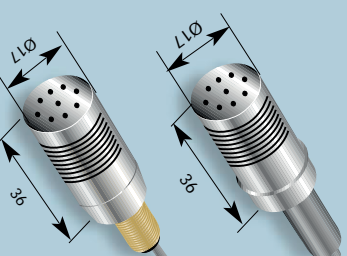
**Part no. 40.005.053**  
**Part no. 40.005.054**

**Omnidirectional electret microphone**  
in stainless steel capsule, vandal resistant, 3.5 m connection cable  
**Part no. 40.005.017**



### Directional electret microphone


in stainless steel case with plug and jack, Ø17x36mm, vandal resistant, 3.5 m connection cable  
**Part no. 40.005.050**



### Microphone mounting base

without microphone  
To be used at wide windows to ensure a max. speech distance of 50 cm to the microphone.

**Part no. 40.005.022**



### Ordering Advices for Standard Configurations

**Desktop version**  
**Part no. 40.054.306**

comprising:  
central unit 40.054.311  
microphone/ loudspeaker unit 40.054.301  
encapsulated microph. 40.005.017  
power supply 40.054.300  
RJ45 socket 40.054.305

**Built-in version**  
**Part no. 40.054.303**

central unit 40.054.311  
microphone/speaker on mounting plate 40.054.302  
encapsulated microph. 40.005.017  
power supply 40.054.300  
RJ45 socket 40.054.305

**Space-saving built-in versions**  
**Part no. 40.054.304**

comprising:  
central unit 40.054.311  
microphone on plate 40.054.331  
encapsulated microph. 40.005.017  
power supply 40.054.300  
RJ45 socket 40.054.305

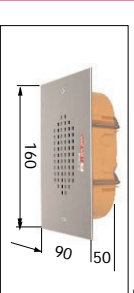
**Part no. 40.054.308**

comprising:  
central unit 40.054.311  
microphone on round mounting plate 40.054.332  
encapsulated microph. 40.005.017  
power supply 40.054.300  
RJ45 socket 40.054.305


## Loudspeakers for Service and Public Side

5 W / 8 Ω, mat natural anodized aluminium front panel, case spray painted in aluminium look to RAL 9006 or black plastic case, 5 m cable

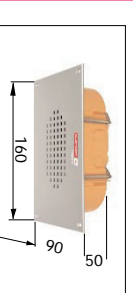
### Flush-mounted loudspeakers



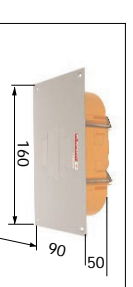
**Part no. 40.006.100**



**Part no. 40.006.101**



**Part no. 40.006.102**



**Part no. 40.006.103**

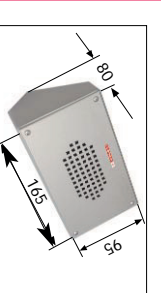
### Surface-mounted loudspeakers




**Part no. 40.006.104**



**Part no. 40.006.105**



**Part no. 40.006.106**



**Part no. 40.006.107**




**Part no. 40.006.108**



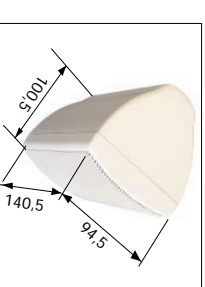
**Part no. 40.006.109**

### Flush-mounted ceiling loudspeaker

6 W / 20 Ω mounting ring and perforated alu grill white RAL 9016




**Part no. 40.006.110**




**Part no. 40.006.111**

### Surface-mounted loudspeaker 6W/20 Ω



**Part no. 40.006.112**



**Part no. 40.006.113**

flush-mounted  
**Part no. 40.006.114**

## Public Side

### Flush-mounted

Part no. 40.006.114

## Public Side

### Flush-mounted

Part no. 40.006.114

## Public Side

### Flush-mounted

Part no. 40.006.114

## Public Side

### Flush-mounted

Part no. 40.006.114

## Public Side

### Flush-mounted

Part no. 40.006.114

## Public Side

### Flush-mounted

Part no. 40.006.114

## Public Side

### Flush-mounted

Part no. 40.006.114

## Public Side

### Flush-mounted

Part no. 40.006.114

## Public Side

### Flush-mounted

Part no. 40.006.114

## Public Side

### Flush-mounted

Part no. 40.006.114

## Public Side

### Flush-mounted

Part no. 40.006.114

## Public Side

### Flush-mounted

Part no. 40.006.114

## Public Side

### Flush-mounted

Part no. 40.006.114

## Public Side

### Flush-mounted

Part no. 40.006.114

## Public Side

### Flush-mounted

Part no. 40.006.114

## Public Side

### Flush-mounted

Part no. 40.006.114

## Public Side

### Flush-mounted

Part no. 40.006.114

## Public Side

### Flush-mounted

Part no. 40.006.114

## Public Side

### Flush-mounted

Part no. 40.006.114

## Public Side

### Flush-mounted

Part no. 40.006.114

## Public Side

### Flush-mounted

Part no. 40.006.114

## Public Side

### Flush-mounted

Part no. 40.006.114

## Public Side

### Flush-mounted

Part no. 40.006.114

## Public Side

### Flush-mounted

Part no. 40.006.114

## Public Side

### Flush-mounted

Part no. 40.006.114

## Public Side

### Flush-mounted

Part no. 40.006.114

## Public Side

### Flush-mounted

Part no. 40.006.114

## Public Side

### Flush-mounted

Part no. 40.006.114

## Public Side

### Flush-mounted

Part no. 40.006.114

## Public Side

### Flush-mounted

Part no. 40.006.114

## Public Side

### Flush-mounted

Part no. 40.006.114

## Public Side

### Flush-mounted

Part no. 40.006.114

## Public Side

### Flush-mounted

Part no. 40.006.114

## Public Side

### Flush-mounted

Part no. 40.006.114

## Public Side

### Flush-mounted

Part no. 40.006.114

## Public Side

### Flush-mounted

Part no. 40.006.114

## Public Side

### Flush-mounted

Part no. 40.006.114

## Public Side

### Flush-mounted

Part no. 40.006.114

## Public Side

### Flush-mounted

Part no. 40.006.114

## Public Side

### Flush-mounted

Part no. 40.006.114

## Public Side

### Flush-mounted

Part no. 40.006.114

## Public Side

### Flush-mounted

Part no. 40.006.114

## Public Side

### Flush-mounted

Part no. 40.006.114

## Public Side

### Flush-mounted

Part no. 40.006.114

## Public Side

### Flush-mounted

Part no. 40.006.114

## Public Side

### Flush-mounted

Part no. 40.006.114

## Public Side

### Flush-mounted

Part no. 40.006.114

## Public Side

### Flush-mounted

Part no. 40.006.114

## Public Side

### Flush-mounted

Part no. 40.006.114

## Public Side

###