


**The alternative solution:
Push-to-talk intercom
(simplex mode)**

All stations may also be supplied in push-to-talk configuration (simplex mode) with inbuilt loudspeaker. In case of a simplex mode configuration the operator has to push the button  while talking and release the button to hear. The person called is not required to push any buttons.

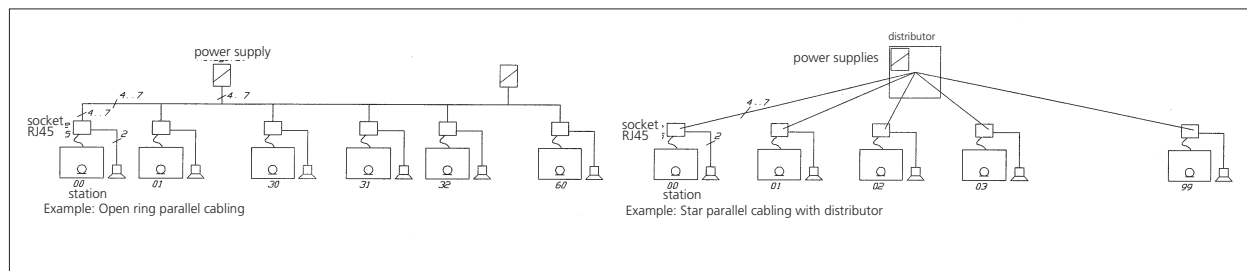
Ordering advices

Desktop/wall/semi-recess		Furniture mounting	
3 m connecting cable		Separate loudspeaker and keyboard	
Part no. anthracite	40.040.001	3 m connecting cable	
Part no. warm-grey	40.040.011	Part no.	40.040.091
Recess		Industrial grade IP 65	
Anodized aluminium front plate, IP 54, 0,3 m connecting cable		internal socket to be used preferably with a pressure chamber loudspeaker.	
Part no.	40.040.021	Part no.	40.040.101

Technical Data

System		Intercom station	
System size	minimum 2 stations, 1 power supply maximum 100 stations, 3 power supplies	Temperature range	- 20° to + 50° C
Maximum range	2000 m	Microphone	Omnidirectional electret microphone, sensitivity - 66dB
Number of speech channels	1 speech channel, with additional module 2 speech channels	Amplifier	Output power max. 3 watts, output impedance 4 - 50 Ω
Cabling	all stations in parallel	Socket	Modular telecom socket RJ45, 8-way
Cabling system	preferably: open ring (loop-in loop-out) from station to station or star wiring	Impedance	input impedance: 47 kΩ output impedance: 600 Ω
Type of cable	any type, recommended: J-Y(St)Y cross section of wires 0.3 to 0.6 mm	Data transmission	analogue, level - 15 dBm
Number of wires	1 speech channel: 4 wires 2 speech channels: 6 wires In case of background music: 1 additional wire	Frequency response	speech: 0.45 to 7.2 KHz music: 0.05 to 12.5 KHz
		Dialing method	MFV code according to CCITT Q23
		Volume control	speech: +6 dBm -6 dBm optional music: 15 steps ea. 1.33 dBm total 20 dBm
		Operating voltage	24VDC
		Power consumption	stand-by current: 0.025 A (0.6 Watts) operating current: 0.03 to 0.156 A (0.7 to 3.75 Watts)

Installation



Special modifications upon request

Clarson Apparatebau GmbH
Zeppelinstr. 4
D-78083 Dauchingen
Tel. 077 20/6 10 61
Fax 077 20/6 10 63

Your partner for sales and service:

Technical modifications reserved

The Universal Intercom System



Where can you use the claro?

At all places where fast and reliable communication is required, i. e. in surgeries, hospitals, retirement homes, offices, council offices, public utilities, hotels, guest houses and motels, restaurants, commercial and industrial applications etc.

Why Clarson's claro?

- open duplex technology, i. e. natural hands-free dialogue
- easy operation, i. e. clearly arranged keyboard no need for programming, diodes indicating current modes.
- cost effective, i. e. no expensive central unit needed, expandable up to 100 intercom stations, simple and easy installation.

The Components

A complete open duplex intercom system requires:

- user stations
- loudspeakers
- power supply
- sockets

Features and Functions

case: IP 51
colour: anthracite or warm-grey

LED
station busy: flashing
system busy: permanent light

LED-microphone: On/Off
microphone: On/Off

door-opening/
conference call

loudspeaker
volume up/music -
microphone
volume up/
music +

membrane keyboard
IP 65, scratch proof,
chemical resistant

Priority/Reset

general call

Standard configuration

Allocation of call numbers

The user can program a single or double digit call number for every user station (max. 99).

Calling a station

After dialing a number, the line is immediately open for communication.

LED display

Each station is equipped with 2 diodes indicating the current operating mode.

Privacy (microphone on/off)

By activating privacy, either party can eliminate background noise from their office.

General call

General calls will be received at user stations that have been allocated this function.

Conference call

A busy line can be interrupted from any user station if necessary.

Loudspeaker volume, Microphone volume

While talking or listening the volume of the loudspeaker or microphone can be doubled. This is useful especially in noisy environments.

Options

Signal module

By means of an acoustical signal this module indicates that the station is in operation or that a door station is calling. Three different signals can be set or various messages may be recorded to customer's specification.

Music module

The music module allows for the volume of the background music to be set in 15 steps.

Combination module

The combination module combines the functions of the signal and music module in one module.

Audio input adaptor for music

This adaptor allows the connection of up to 3 audio sources which can be selected by use of a rotary switch.

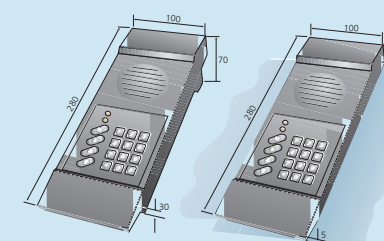
Additional speech channel module

A second speech channel module allows two independent simultaneous communications to take place.

Programmable relay box for special functions

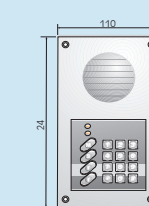
This programmable relay enables remote functions like door-opening, lighting etc.

The Intercom Stations



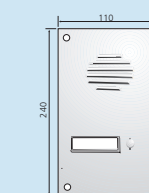
Desktop/wall/semi-recess
3 m connecting cable

Part No. anthracite 40.040.00
Part No. warm-grey 40.040.01



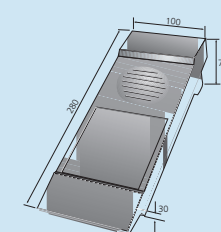
Recess
with front plate IP 54
0,3 m connecting cable
loudspeaker not included

Part No. 40.040.02



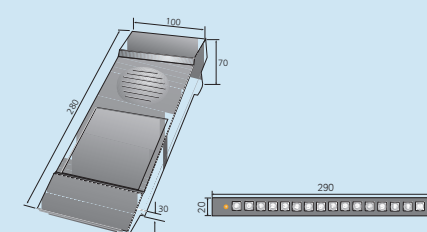
Door station
anodized aluminium front plate IP 54
0,3 m connecting cable
loudspeaker included

Part No. without bell button 40.040.03
Part No. with 1 bell button 40.040.04
Part No. with 2 bell buttons 40.040.05



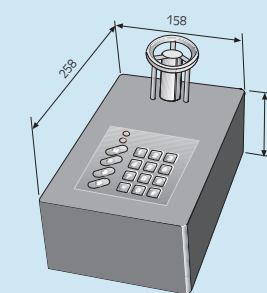
Active box
for announcements
3 m connecting cable

Part no. anthracite 40.040.06
Part no. warm-grey 40.040.07
Part no. flush-mounted ceiling loudspeaker 40.040.08



Furniture mounting
separate keyboard
3 m connecting cable

Part no. 40.040.09

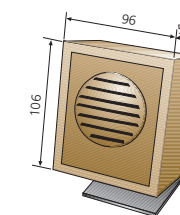


Industrial grade IP 65
internal socket
Used preferably with pressure chamber loudspeaker

Part no. 40.040.10

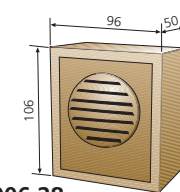
Loudspeakers

Desktop
5 m connecting cable



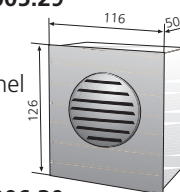
Part no. anthracite 40.006.26
Part no. warm-grey 40.006.27

Surface Mounting
with wall mounting facility
5 m connecting cable



Part no. anthracite 40.006.28
Part no. warm-grey 40.005.29

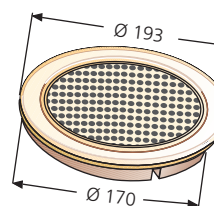
Recessed installation
Anodized aluminium front panel
5 m connecting cable



Part no. 40.006.30

Flush-mounted ceiling loudspeaker


mounting ring and white perforated aluminium grill
5 m connecting cable



Part no. 40.006.07

Pressure chamber loudspeaker

Protected to IP 65
5 m connecting cable



Part no. 40.006.08

Essential Accessories

socket (for each station)

Part no. 40.040.11

Power supply (up to 5 stations)

Part no. 40.040.12

Power supply (up to 30 stations)

Part no. 40.040.13

Options

Signal module

Part no. 02.040.023

Music module

Part no. 02.040.022

Combination module

Part no. 02.040.021

Second speech channel module

Part no. 020.040.051

Audio input adaptor

Part no. 40.040.14

Programmable relay box

Part no. 40.040.15